



Partners in Service Video Contest Tip Sheet

Shooting with a cell phone

- » Turn your device sideways — horizontal videos work better.
- » Consider asking a participating Leo or someone familiar with shooting video on a cell phone to assist.
- » Keep the cell phone steady for a smooth video, but still pan the scene to take in all of the action.

Speaking on camera


- » Position the speaker in the outer third of frame (left or right).
- » Find a location with good light (preferably natural light) and make sure subjects are not backlit.
- » Your location should be as quiet as possible. Clear audio is as important as the video.
- » Choose a background with little to no distractions.
- » Keep sound bites concise. The shorter the better!
- » Speak with three to five volunteers (Leos and Lions) to obtain a variety of sound bites.
- » Speak with a recipient and/or representative of the organization or town being helped.

Editing your movie


- » Utilize simple editing software such as iMovie on your phone or computer.
- » Consider asking a participating Leo or someone familiar with video editing to assist.

QUICK TIP


► Tips for creating a great video



Use a scene with little to no distractions, and choose a quiet location as clear audio is as important as the video!



Turn your device sideways — horizontal videos typically work better! Position subject (spouse) in the outer third of frame (left or right)



Keep your response concise, overall video length 1-2 minutes. The shorter the better!